




ACCESS TIERS

 CLASSIC for <u>whole company</u>	 EXCLUSIVE for <u>one seat</u> , as extension to CLASSIC plan	 API for <u>1 API user</u>
GET THE MARKET FUNDAMENTALS AT A GLANCE Company-wide license Gas flows overview and details Up to 1-month historical view Up to 5 route calculations per day	ADVANCED FEATURES TO BOOST YOUR PRODUCTIVITY Per-seat license Historical data as of June 2018 Unlimited routes, access to auction results, and more	AUTOMATE YOUR DATA FLOWS Actual and historical transportation tariffs, including variable terms Daily gas flows for VIPs, storages, and LNG terminals Simple response data structure for easy integration

FEATURE COMPARISON MATRIX

	CLASSIC	EXCLUSIVE
Dashboard		
Access to all widgets	✓	✓
Personalise the order of your widgets ✕		✓
Filter data for supply & maintenance widgets	✓	✓
Customise widget data based on 'My Portfolio' ✕		✓
Download historical supply data		✓
Availability		
Map visualisation	✓	✓
Event details	✓	✓
Create your own portfolio ✕		✓
Filter the map display	✓	✓
Graph visualisation		✓
Select routes to visualise events at specific points		✓
Calendar view for all events at a specific point	✓	✓
View events at related points		✓
Access to historical data	✓ up to a month	✓ as of Jan 2020
Service & Support		
One-on-one onboarding	✓	✓
Technical assistance when you need it	✓	✓
On-demand tutorials & webinars	✓	✓
Flows map		
Overview of the European map	✓	✓
Build your own commercial flow chart		✓
Views of all market areas & VIP details (with comparison of today vs. yesterday)		✓
Graph & chart visualisation	✓	✓
Access to historical data	✓ up to a month	✓ as of Jun 2018
Route Calculator		
See auction results (PRISMA, RBP)		✓
Access to transparency files (updates & extra terms)	✓	✓
Detailed calculation for extra terms in search results		✓
Filter my own results	✓	✓
Export my search results		✓
Unlimited number of calculations	✓ max 5 per day	✓
Priority Access		
Early access to new major developments (i.e. a new market area)	✓	✓
Download module		
Access to today's and historical flow data (max. 31-day increments)	✓ up to a month	✓ back to 2018